

Being safe on the roads

This collection of worksheets is for you to answer questions about a variety of issues on road safety.

Name:

Class:




Travelling to your new school

The journey from home to your new school may not be very different in distance from the journey to your old primary school, but it may have changed in other ways.



Answer the questions below



Primary School		New School
	<i>Distance from home</i>	
	<i>Time I arrive at School</i>	
	<i>Time I leave home</i>	
	<i>Mode of travel to school</i>	
	<i>Names of friends I travel with</i>	
	<i>Time the journey takes</i>	

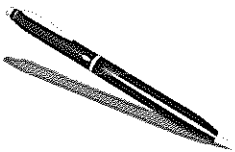
Think about how you currently travel to school. Have you considered the healthy options?

Walking and Cycling can help

YOU: Healthy exercise.
Talk why you walk

ALL OF US: Less cars = less pollution
Save time spent in jams

What other benefits to yourself and the environment can you think of?



Don't put your life at risk on the streets.

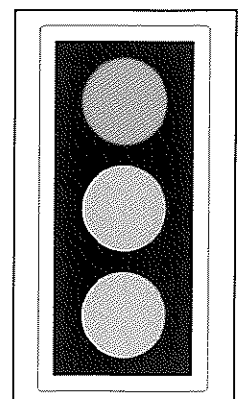
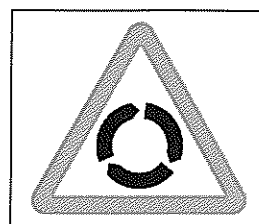
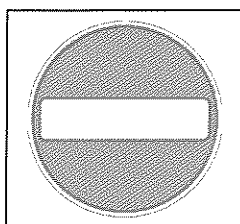

Dangerous Actions

Draw or describe two dangerous actions someone in your family (or you) have seen on the roads.


The roads and the signs

1. Nearly everybody travels part of the way to school as a pedestrian. Do you use any other mode of travel (bus, bike, car etc) to travel to and from school?
2. What road do you live in and what is your house number?
3. Do you live on a main road? Yes / No
What number is it? (eg A50)
4. How many times do you cross a road to get from home to school?

Here are some samples of road signs:




Draw and name the signs and road markings you see on the way to and from school.



Crossing roads

1. What is this crossing called?



2. Describe how you would cross safely at:
 - A zebra crossing

- Between parked cars

Hazards

Hazards are dangers and difficulties which may cause accidents to motorists, cyclists and pedestrians.

Some hazards will be there most days on the way to and from school, others will arise from time to time.

Read through this list of hazards and then put them in the correct column.
(An example is shown.)

Snow Wind **Rain** Fog **Bright sunlight** Ice or frost patches **Pedestrians rushing into the road**
Vehicles turning **Children playing** Cyclists on the pavement **Narrow roads** Mud on the road
Roads without a footpath Poor street lighting **Holes in the road and on the pavement**
Broken glass **Road works** Wet leaves **Animals on the road** Parked vehicles **Rush hours**
Vehicles reversing **Sudden manoeuvres by other vehicles**

Hazards there most of the time on the way to and from school:	Hazards not there most of the time:

Hazards and Dangers

On the way home you probably came across some of the hazards you previously listed. Write them here.

Use the space below to list four different kinds of traffic you saw on the road today

If any of the traffic was dangerous for you, write it here.

Think hard and, if **YOU** did anything dangerous, describe it here.

Use the space below to write notes on anything dangerous that has happened to anyone in your family today.

Travelling in cars

When people are travelling in a car, it is always safer if they wear a seat belt or child restraint. The safest thing to wear depends on their age and weight.

Can you answer the following questions?

1. At what age are you legally responsible for wearing your seatbelt?
2. If you travel in the rear of the vehicle do you have to wear your seatbelt if one is available?
3. If you are under 135 cm in height what must you continue to use?

Draw a banner to encourage everyone in your school to wear their seatbelt,

Cyclists

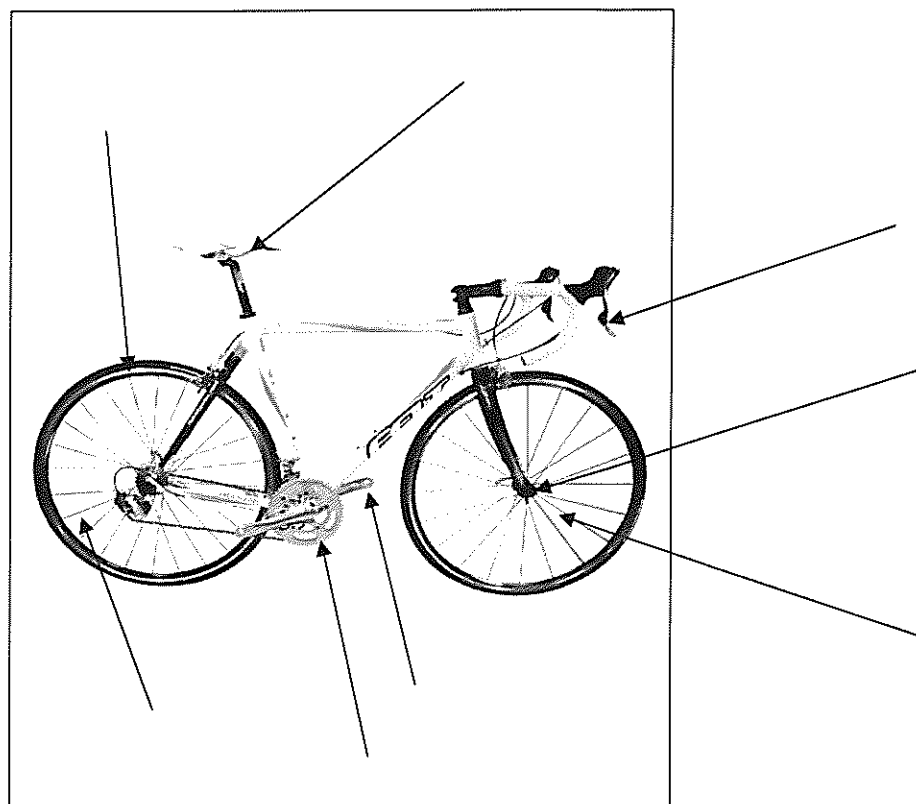
At secondary school age, you are twice as likely to have an accident on a bike than when you were in the juniors.

Maintenance Free?

Your bike is a machine which needs your help to remain in good condition. Look after it and save yourself time and money in the future.


Check the big three regularly: tyres, brakes and Chain

Can you name the different parts of the bike?



Gear up for trouble

A cycle helmet may protect your head from serious injury.



What kind of material should you wear at night so that drivers can see you?

What kind of material should you wear in the day time so that drivers can see you?

Complete the words to finish the sentence.

L---, S-----, P-----, C----- and
M-----

Making things better

Improvements

What could other people do to make my journey to school:


Easier	More Comfortable	Safer

What could I do make my journey to school:

Easier	More Comfortable	Safer

Nearly 500 children a year are killed on the roads.
What are you going to do to make sure you do not become one of them?

Write a poem or draw a poster to encourage everyone to stay safe when using the roads



**Be aware -
Travel with
care**

